

Class3
Summer vacations holidays Homework
2024-25

Instructions:

- 1. Make a separate notebook and do Q-1to4 in that notebook.**
- 2. Do one page handwriting daily in the same notebook.**
- 3. Your holidays homework carries 10 marks.**
- 4. Submit your holidays homework on 5th July.**

Q-1 Read the passage and answer the questions that follow.

Ten minutes later I undid my seat straps, pushed gently on the sides of my seat, bent my knees and floated slowly backwards out of my seat. I sat on the ceiling of my cabin and smiled down at Mary.

Mary also undid her straps and pushed the seat. But she pushed too hard and shot up to the ceiling.

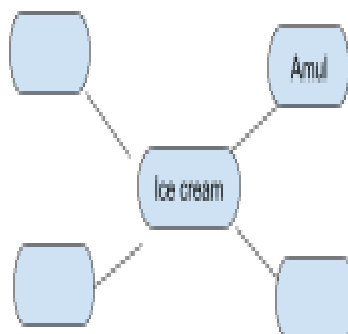
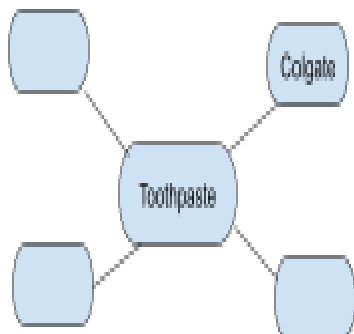
Helen and I had to catch her.

I really love floating in space. We know people on the earth were watching us and we tried to put on a really good show. We probably looked like three people swimming under water. Then we strapped ourselves into our seats and had our first meal. That's a difficult thing, too. If you don't spear the food properly with a fork, it floats away all over the place. Most of Mary's food floated away.

We had to chase it round the cabin. The TV audience loved that.

- 1. Why were the women floating and not walking?**
- 2. Where did the writer sit?**
- 3. Why did the three astronauts put up a really good show?**
- 4. What did they pierce their food with?**
- 5. What did the TV audience love? Why do you think they enjoyed it?**

Q2) Write proper nouns (special names) for the following common nouns.



Q-3 Write the common nouns for these groups of proper nouns.

- 1. New York, Delhi, NAGPUR**
- 2. India, China, Pakistan**
- 3. BPL, Videocon, Sony**
- 4. Mahabhartar , Bible , Bhagwat Geeta**

5. Rajiv Gandhi, NarendraModi

Q2. Rearrange the jumbled words to form meaningful sentences.

1. the/nest/where/is
2. this/is/who/boy

Q3. Read the following sentences and write the naming words for the following.

1. A person who repairs electrical things _____.
2. A person who sell us things _____.

Q4. Complete the sentences given below by filling the opposite gender of the highlighted nouns.

1. The boy and the _____ were taken on a separate bus.
2. The tiger and the _____ escaped from the zoo.

Handwriting NoteBook

1. Do one page handwriting EVERYDAY in a thin four-lined notebook. Write one good line or a phrase and write it nicely on the entire sheet.

2. Pick a favourite room in your house. Write the names of the things or objects in it. Try to write a few 2-3 lines about those things. You should also mention – if they are common names or special.

For Example – Bed (Common)

There is a green pillow on the bed. (green pillow-special)

3. ACTIVITY Make two bookmarks mentioning common nouns and proper nouns. Decorate the book marks with beautiful designs.

NOUN CHART

Make a chart/cutouts/model of Common nouns and Proper Noun including definition, pictures and examples. For reference a picture is added.

Roll N0 1-13 (Common Noun)

Roll N0 14-26 (Proper Noun)

Roll no 27-39 (describing words)

Roll no 40-53 (replacing words)

Learn L- The Canary, Naming words, Replacing words for getting prepared for PT1.

PT1 Syllabus

English Reader-

- Dolphins(Reading only)
- The Canary
- The ostrich and the hedgehog

English Practice Book-

• Naming words

• Replacing words

हिंदी

1. अपने रोल नंबर के अनुसार नीचे दिए गए विषय पर सुंदर कटाउटस बनाइए:

1-10 - संज्ञा

11 - 20 - सर्वनाम

21- 30 - विशेषण


31-40 - क्रिया व धातु

41 -50 - विराम चिह्न

>50 - अनुस्वार व अनुनासिक

2. ग्रीष्मकालीन अवकाश में आपने जिन स्थानों का भ्रमण किया उनके नाम बताइए और किसी एक स्थल के दृश्य का अपने शब्दों में वर्णन कीजिए।

3. नीचे दिए गए चित्र का अपने शब्दों में वर्णन कीजिए:



4. नीचे दिए गए पाठों का अपनी पाठ्यपुस्तक में से सस्वर वाचन कीजिए व किसी एक को अपने शब्दों में लिखिए तथा स्कूल खुलने पर कक्षा में प्रस्तुतीकरण हेतु उससे संबंधित पपेट या मास्क बनाइए।

पाठ 2 भारत देश

पाठ 3 हाथी और चिड़िया

पाठ 5 बहादुर दोस्त

पाठ 7 दादाजी

पाठ 8 अगर पेड़ भी चलते हो

5. भाषा अभ्यास के पुस्तक में पाठ 1- 3 के प्रश्नों के उत्तर लिखिए।

6. नोटबुक में कराए गए PT-1 पाठ्यक्रम की अच्छे से पुनरावृत्ति(revision) कीजिए, स्कूल खुलने पर जुलाई में *PT-1 की परीक्षाएं* होंगी।

Get Microsoft OneNote: <https://aka.ms/GetOneNoteMobile>

Get Microsoft OneNote: <https://aka.ms/GetOneNoteMobile>

MATHS

Instructions

- a) Do the holiday homework in A4 size sheet put all in a folder .
- b) Holiday homework should be neat and clean and colourful
- c) Revise the Unit 1 and Unit 2 for PT 1

Q1) Make a clourful book mark and write your Date of birth on it in words

Q2) Learn and write Tables from 2 to 10 only once on A4 Sheet

Q3) Make a Beautiful Multiplication flower or Caterpillar on Any Table .

Project

Topic :- Water

- 3) a) How many litres water you drink in a day .
- b) Write your answer in Milliliters .

Q4) a)

What is the distance you have to cover if you travel Kashmir to Kanyakumari?

- b) Write the number name of its length.
- c) Write the expanded form of its length
- d) Paste the Map and show the length

Science

- 1.Read chapter 1,2,3 and 5. Find at least 5 difficult words (other than keywords) from each chapter and write their meaning in the book itself.
- 2.Revise chapter 1 and 2 for Periodic Test – 1
- 3.Make any one animal using dry leaves on A4 size sheet.(Art Integration)
- 4.Make a project on five sense organs.(Project work)
- 5.Visit a zoo with your parents and learn new things about the animal kingdom.

Social Science

- 1.Read chapter 1,3,5,6 and 7
- 2.Revise chapter 1 and 3 for Periodic Test- 1
- 3.Draw a political map of India on A4 size sheet. Mention all the states in it and colour the states in different colours.
- 4.Prepare a Project file for FAMILY SIMILARITY – Chapter - 2 . Paste pictures like family photo, identical twins, same occupation etc. At least 8 pictures.(Art Integration)